

MODULAR REPLACEMENT BOLT for REMINGTON MODEL 700 ACTIONS



Product Data Sheet

DIRECT FIT TO REMINGTON M700 RECEIVERS

The ADG Modular Model 700 Replacement Bolt features an end-user interchangeable bolt head that is compatible with factory Remington Model 700 rifle receivers! Both the bolt head and bolt bodies are manufactured from Premium 17-4PH Stainless Steel, heat-treated, then finished with a proprietary nitride coating. Stronger and more durable than the original in all aspects! The modular bolt utilizes your existing Remington Model 700 Firing Pin Assembly and comes with the ADG Modular Bolt Handle. The bolt handle is replaceable for future style options. Available in both Long Action and Short Action lengths, the ADG Modular Bolt allows the bolt face to be changed by the end consumer with only a standard firing pin removal tool.



- Premium 17-4PH Stainless Steel
- Proprietary nitride finish
- M700 firing pin assembly compatible
- User-Replaceable bolt heads
- Five bolt face options
- Proven plate-style extractor
- Nitrided M700 plunger ejector
- Replaceable bolt handle for future options
- Bolt heads ship fully assembled
- Five bolt heads sizes available

AVAILABLE IN FIVE BOLT HEAD SIZES



WITH A NEW BARREL OR TWO, GIVE YOUR M700 THE FLEXIBILITY TO ADAPT TO YOUR HUNTING AND SHOOTING NEEDS!




NOTE: REBARRELING IS REQUIRED! The ADG Modular Bolt is **NOT** compatible with factory chambered Remington rifles due to the plate extractor design. It requires a flat-faced barrel chamber. The product information pdf contains all of the information for your gunsmith to chamber your barrel.



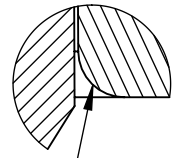
WWW.ATLASDG.COM

ORDER TODAY: SALES@ATLASDG.COM



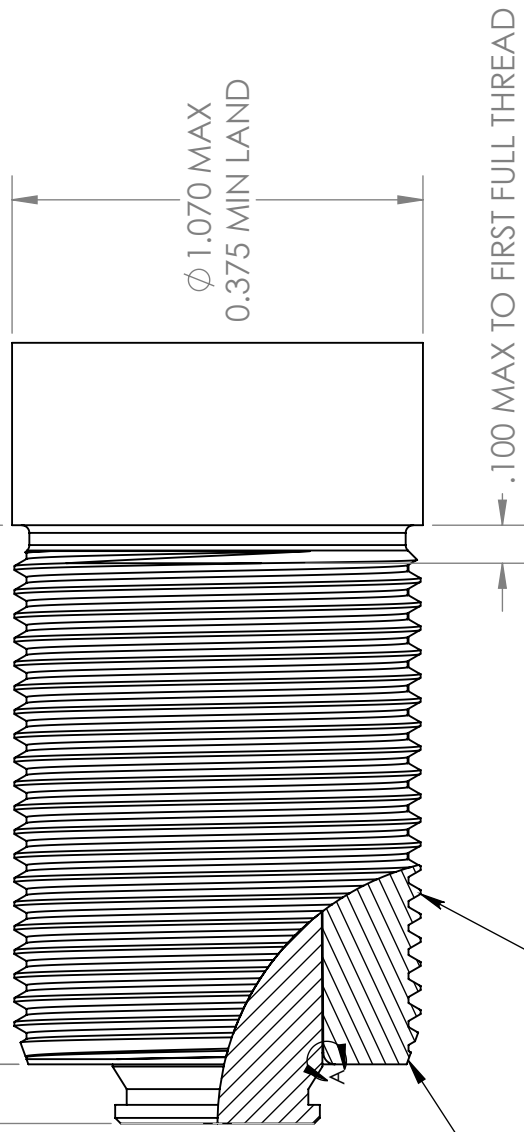
SW-FILE NAME: 700 Replacement Bolt Tenon Assembly

.030 MAX
EDGE BREAK
SEE NOTE 3



.154±.001
REAR OF HEADSPACE
MIN
GAUGE

1.404
MIN THREAD



DETAIL A

SCALE 8 : 1

EDGE BREAK OPTIONAL
1-1/16 - 16 TPI 3A
MAJOR Ø 1.0531 - 1.0625
PITCH Ø 1.0182 - 1.0219

NOTES:

1. THIS TENON DRAWING IS PROVIDED ONLY AS A SETUP GUIDELINE AT MINIMUM CARTRIDGE SAAMI SPECIFICATION. IT IS THE SOLE RESPONSIBILITY OF A QUALIFIED GUNSMITH TO VERIFY ALL DIMENSIONS IN ORDER TO ALLOW FOR PROPER CLEARANCES.
2. THE END USER IS SOLEY RESPONSIBLE FOR THE SAFE USE OF THE PRODUCT.
3. INCREASING CHAMBER EDGE BREAK MAY AID IN FEEDING BUT DECREASES CASE SUPPORT AT THE WEB.
4. RECOMMENDED INSTALLATION TORQUE 50-100 FT-LBS

DO NOT SCALE THIS DRAWING. WORK TO FIGURES UNLESS OTHERWISE NOTED. UNLESS OTHERWISE SPECIFIED DIMENSIONS ARE IN INCHES. INTERPRET THIS DRAWING PER ASME Y14.5-2009

*****RECOMMEND TENON FOR "REMAKE"-STYLE BARRELS***
(BARREL NUT REQUIRED)**

TOLERANCES UNLESS OTHERWISE SPECIFIED	
X.XXX	±0.005
X.XX	±0.010
X.X	±0.050
ANGLES ±0.5°	
SURFACE FINISH: 125 µin RMS MAX	
DESIGNED BY:	JKR 7/20/25
DRAWN BY:	CCM 7/24/25
CHECKED BY:	JKR 7/25/25
MATERIAL APPROVED BY: N/A	

TITLE: BARREL TENON, M700 REPLACEMENT BOLT (OPEN SOURCE DWG)		
PREMIUM SHOOTING PRODUCTS		
SIZE	NUMBER	REV
A	20-000150-0000	2
SCALE	SHEET	CAGE CODE
1:2	1 OF 1	7C725
	SUPPERSEDES	
	N/A	